

# FAZUA RIDE 60 *QUICK-START-GUIDE*

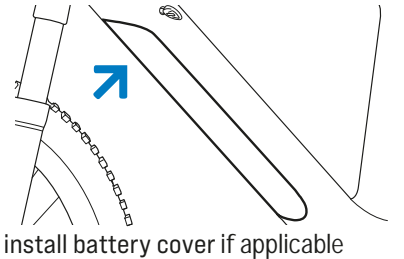
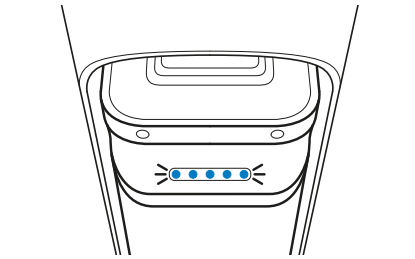
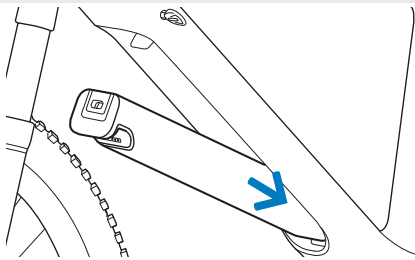


**FAZUA**

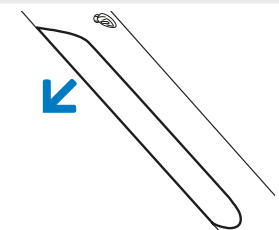


OPERATION MANUAL

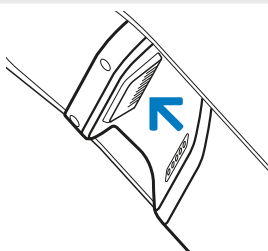
## INSTALL BATTERY



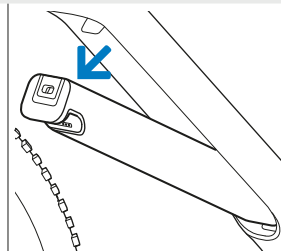
## REMOVE BATTERY



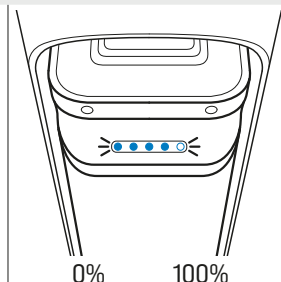
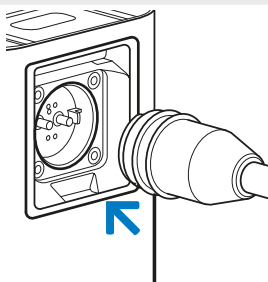
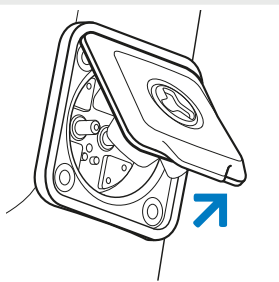
remove battery cover  
if applicable

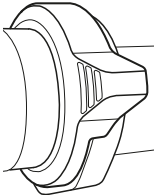
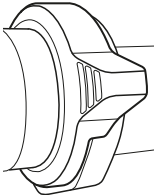
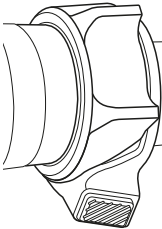
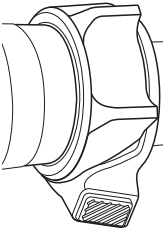
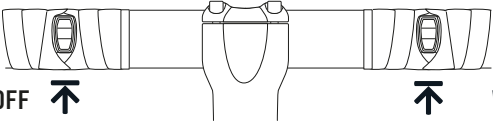


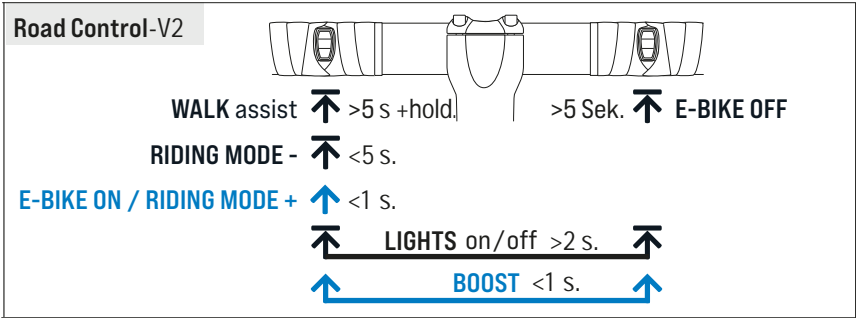
press



## CHARGE BATTERY



OPERATE SYSTEM	
<b>NOTE:</b> ➞ short press      ➞ press & hold for >2 seconds	
Control Hub / Ring Control (Urban bike)	Control Hub / Ring Control (MTB bike)
 <p>⬆️ BIKE ON / BOOST ➞ RIDING MODE +</p> <p>➞ LIGHTS on / off      ➞ WALK assist</p> <p>⬇️ RIDING MODE - ⬇️ BIKE OFF</p>	 <p>⬆️ BIKE ON / LIGHTS on / off ➞ RIDING MODE +</p> <p>➞ BOOST      ➞ WALK assist</p> <p>⬇️ RIDING MODE - ⬇️ BIKE OFF</p>
Mode Control (Urban bike)	Mode Control (MTB bike)
 <p>⬆️ BIKE ON / BOOST ➞ RIDING MODE +</p> <p>⬇️ RIDING MODE - ⬇️ BIKE OFF</p> <p>⬆️ WALK assist ➞ LIGHTS on / off</p>	 <p>⬆️ BIKE ON / LIGHTS on / off ➞ RIDING MODE +</p> <p>⬇️ RIDING MODE - ⬇️ BIKE OFF</p> <p>⬆️ WALK assist ➞ BOOST</p>
Road Control-V1	
 <p>BIKE ON / BIKE OFF      ⬆️      WALK assist RIDING MODE -      ➞      RIDING MODE +</p> <p>⬆️ LIGHTS on / off      ⬆️</p> <p>➞ BOOST      ➞</p>	



## ASSISTANCE LEVELS

### No support (white)

The LED display [B.2] lights up white.

→ Riding without electric pedal assist (like a conventional bicycle).

### Assistance level "Breeze"

The LED display [B.2] lights up green.

→ Riding with low but effective support for a maximum range.

### Assistance level "River"

The LED display [B.2] lights up blue.

→ Riding with reliable assistance for most applications.

### Assistance level "Rocket"

The LED display [B.2] lights up pink.

→ Riding with maximum assistance for challenging rides.



Please note that when ride mode is activated, the e-bike is ready to provide assistance and any pedal movement, depending on the selected gear, will trigger the motor's assistance **[risk of injury]**.



**Walk Assist** can only be used if no support has been set (support level "No support/White").



You can check and individually adjust the different motor support using the FAZUA Toolbox or the FAZUA app.



**Battery Wake Up Indication:** One LED lights up blue briefly if any movement is applied to the Bike. No action is required. Battery automatically returns to sleep mode on its own.

## SOFTWARE VERSION REQUIREMENT



Always use the latest version of the FAZUA Toolbox and the FAZUA App if you want to make any changes.

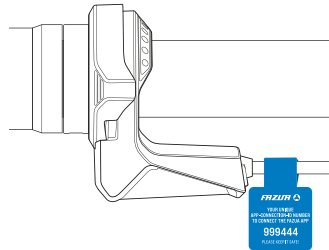
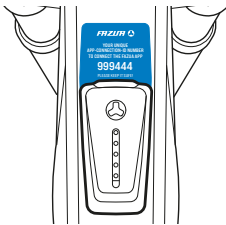
## RESTRICTIONS ON CONTROL LAYOUT ADJUSTMENTS



You can only change the Control Layout (**Urban / MTB**) by using the **FAZUA Toolbox Basic** on your own computer.

Changing the Control Layout is possible for:  
**Control Hub, Ring Control and Mode Control.**

## CONNECTION-ID NUMBER



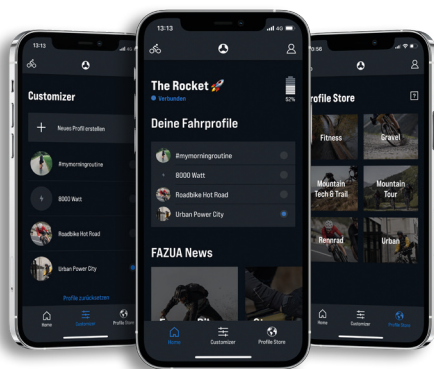
This unique CONNECTION-ID is needed to connect your FAZUA Bike with the FAZUA App.

Please keep it safe!

If code is lost, you can access it via toolbox.



TO UNLOCK THE FULL POTENTIAL OF YOUR FAZUA BIKE,  
DOWNLOAD THE [FAZUA APP](#)



**PORSCHE**

**E-BIKE PERFORMANCE**

Marie-Curie-Straße 6  
85521 Ottobrunn, Germany  
[www.fazua.com](http://www.fazua.com)

**FAZUA**